

Nebraska Wastewater Monitoring Weekly Report

Grand Island WWTP

Hall County – Central District Health Department

Respiratory Virus Levels in Wastewater for Week Ending 5/2/26

Grand Island WWTP

2026

5/2/26

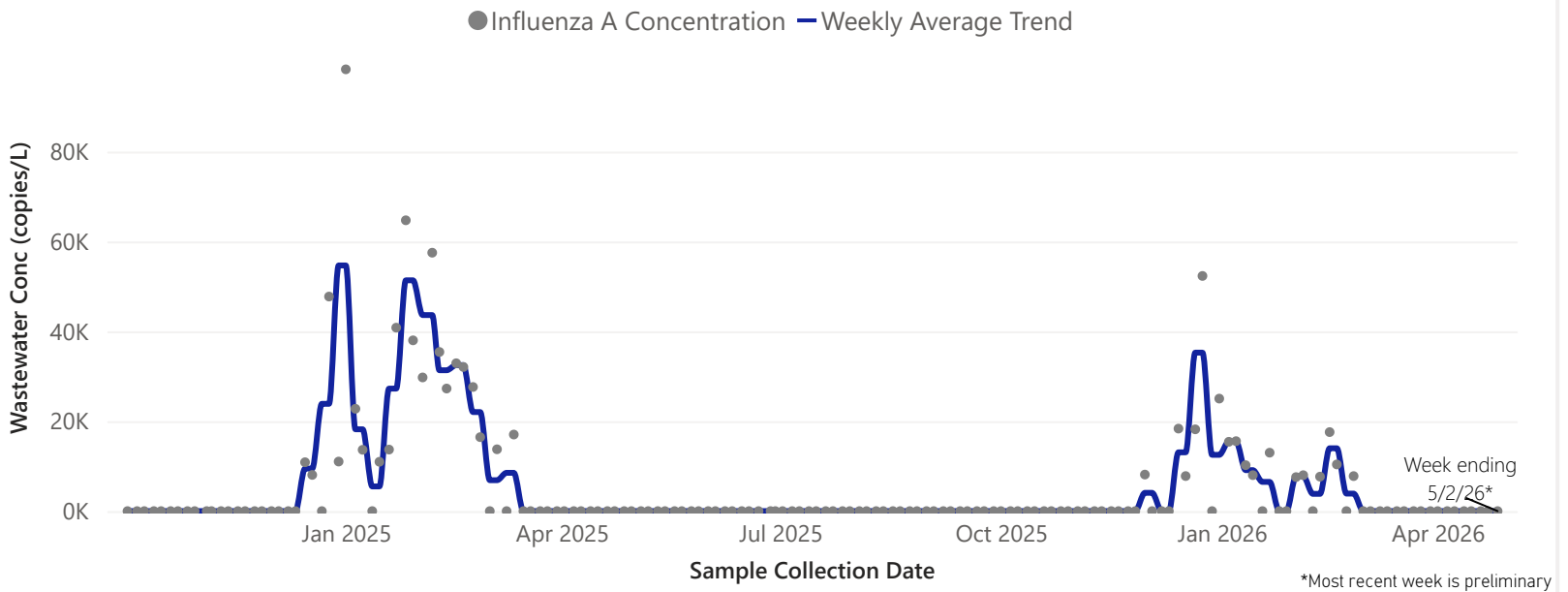
Influenza A

Metrics for Week Ending
5/2/26

Grand Island WWTP
Detection Status
Not Detected

Grand Island WWTP
Percentile Level
Not Detected

Statewide
Percentile Level
Low



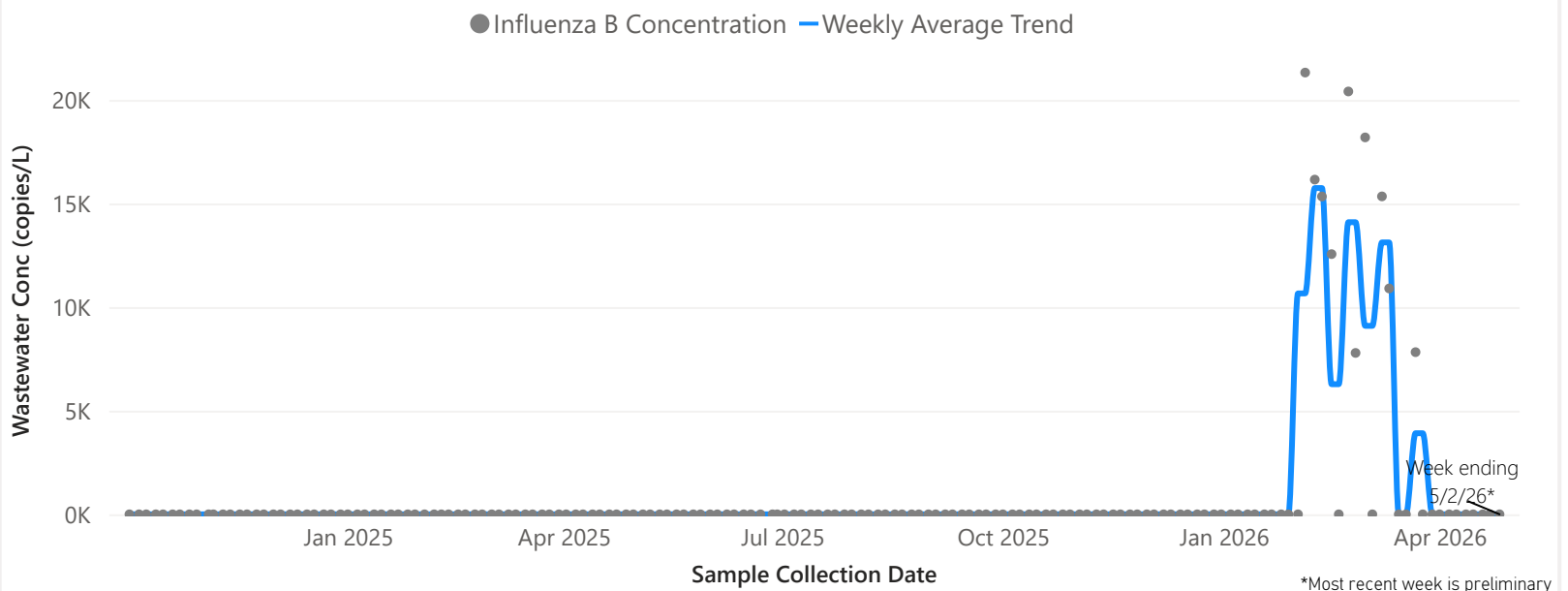
Influenza B

Metrics for Week Ending
5/2/26

Grand Island WWTP
Detection Status
Not Detected

Grand Island WWTP
Percentile Level
Not Detected

Statewide
Percentile Level
Not Detected



Nebraska Wastewater Monitoring Weekly Report

Grand Island WWTP

Hall County – Central District Health Department

Respiratory Virus Levels in Wastewater for Week Ending 5/2/26

Grand Island WWTP

2026

5/2/26

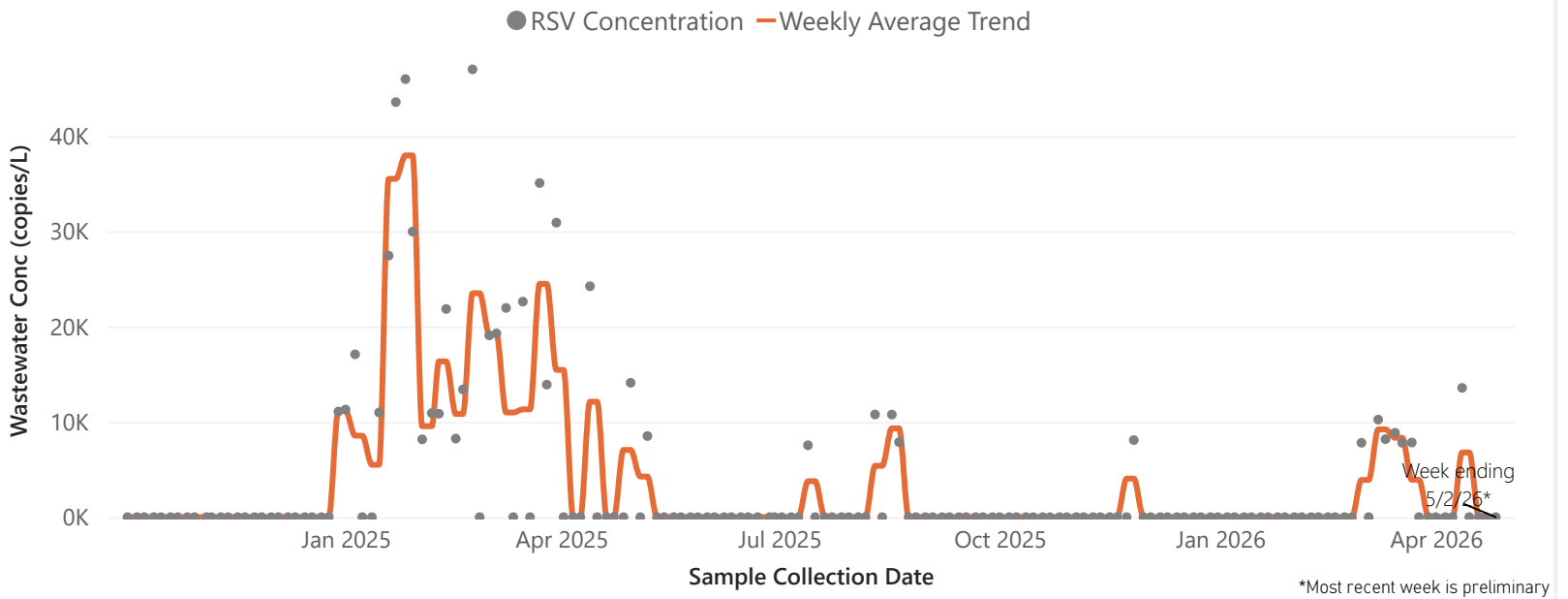
RSV

Metrics for Week Ending
5/2/26

Grand Island WWTP
Detection Status
Not Detected

Grand Island WWTP
Percentile Level
Not Detected

Statewide
Percentile Level
Moderate



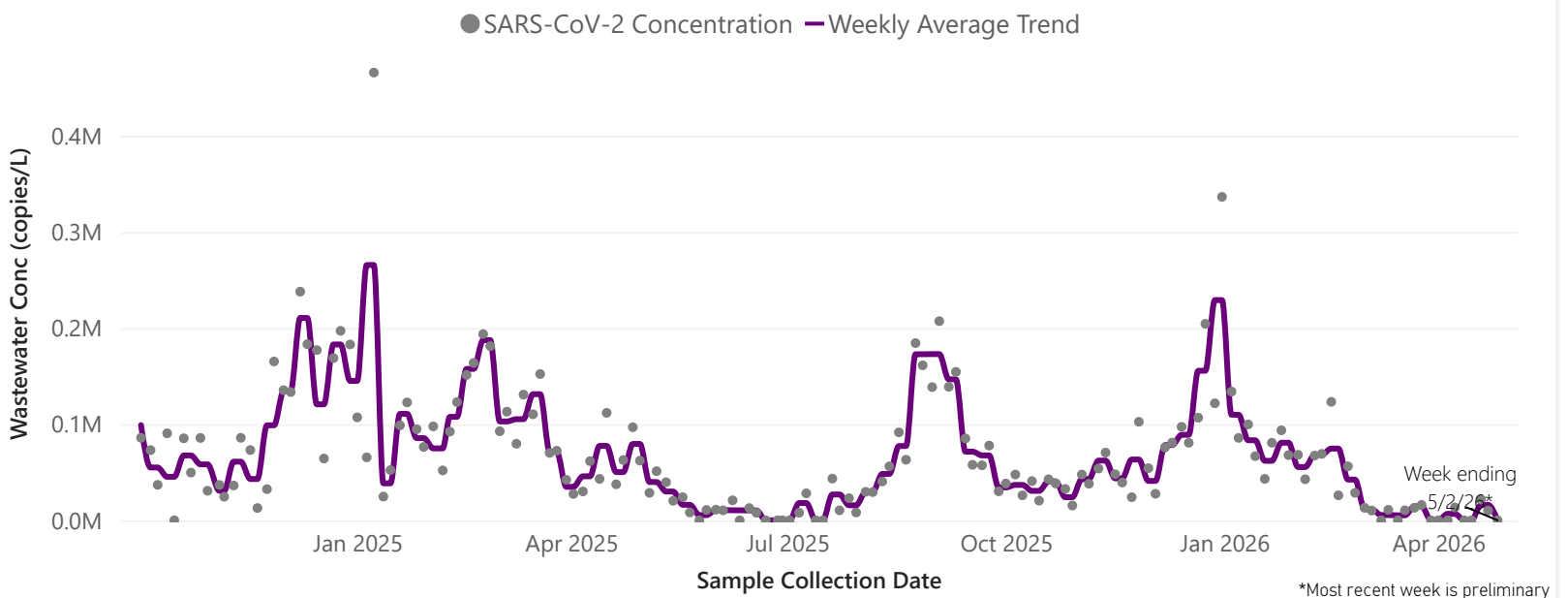
SARS-CoV-2

Metrics for Week Ending
5/2/26

Grand Island WWTP
Detection Status
Not Detected

Grand Island WWTP
Percentile Level
Not Detected

Statewide
Percentile Level
Low



Nebraska Wastewater Monitoring Weekly Report

Grand Island WWTP

Hall County – Central District Health Department

Respiratory Virus Levels in Wastewater for Week Ending 5/2/26

Grand Island WWTP

2026

5/2/26

Raw Wastewater Concentrations by Collection Date: Last 8 Samples

	4/1/26	4/5/26	4/8/26	4/12/26	4/15/26	4/19/26	4/22/26	4/26/26
Influenza A	0.0K	0.0K	0.0K	0.0K	0.0K	0.0K	0.0K	0.0K
Influenza B	0.0K	0.0K	0.0K	0.0K	0.0K	0.0K	0.0K	0.0K
RSV	0.0K	0.0K	0.0K	13.6K	0.0K	0.0K	0.0K	0.0K
SARS-CoV-2	0.0K	0.0K	13.4K	0.0K	0.0K	21.7K	10.2K	0.0K

About the Data

What is Wastewater Monitoring? Wastewater monitoring is a public health tool to monitor the prevalence of infectious disease pathogens in a community. By testing wastewater from wastewater treatment plants (WWTP), we can measure the amount of viruses or other pathogens in community-wide sample while ensuring individual privacy and anonymity.

What's in this Report: This report shows raw concentrations of respiratory viruses in the sewershed area. Samples with concentrations above the limit of detection (LOD) only are included in this report. The trend line is calculated by averaging data to sample collection week. Units are reported as virus copies per liter. The detection status and percentile metrics are displayed for the most recent week. If the sample concentration is above the LOD, it is interpreted as detected. Percentile levels are calculated to interpret if concentration is high (67th – 100th percentile), moderate (33rd – 66th percentile) or low (1st – 33rd percentile) compared to its historic data. Percentile values are displayed at both the site and state levels for comparison. If the virus is not detected, percentile levels are shown as not detected (0).

Data Use and Considerations: Wastewater data for the most recent week is marked as preliminary. Data may be revised when wastewater samples are received and processed for the previous weeks. Each line graph uses an independent Y-axis scale to best highlight the trends of each pathogen levels. Wastewater monitoring is an evolving science, and NDHHS may update methods and visualizations to improve the understandability of wastewater data. K = Thousands; WWTP = Wastewater Treatment Plant;

Wastewater monitoring helps monitor for the presence and trends of infectious diseases within the community. Data can serve as an indicator whether the spread of disease in a community is increasing, decreasing or stable. Wastewater monitoring complements traditional public health monitoring methods and data are most useful when used alongside other data. For more information about wastewater monitoring, visit: <https://www.cdc.gov/nwss/wastewater-surveillance.html>

Wastewater Monitoring in Nebraska

Nebraska's Wastewater Surveillance System (NeWSS) currently includes 16 wastewater treatment plants who participate in the program as shown on the map. These plants serve as sentinel monitoring sites across Nebraska and covers about 70% of the state's population.

NeWSS is a collaboration between wastewater utilities, Nebraska Public Health Lab (NPHL), University of Nebraska-Lincoln (UNL), local public health departments, CDC and Nebraska DHHS.

